

## Fuse Switch ZLBM

### 4.15 Fuse switch vertical



Fuse Switch ZLBM - 3 Pole

Rated op. current AC-20...23A ≤ 690V [A]	Fuse size	No. of poles	Type	Order number
160	00	3	ZLBM00-3P-M8	1SEP620010R3000
250	1	3	ZLBM1-3P-M12	1SEP620011R3000
400	2	3	ZLBM2-3P-M12	1SEP620012R3000
630	3	3	ZLBM3-3P-M12	1SEP620013R3000
800	2	3	ZLBM800A-3P-M12	1SEP620014R3000
1250	3	3	ZLBM1250A-3P-M12	1SEP620015R3000



InLine II in proE power switchboard

## Fuse Switch OFAZ and OFAX

### 4.16 Fuse base horizontal

4



OFAZ00P1L OFAZ00P3L



OFAZ00S1LA OFAZ00S2L



OFAZ1P1; OFAZ2P1 OFAZ3P3



OFAZ1S1; OFAZ2S1 OFAZ1S3; OFAZ2S3

Rated op. current AC-20...23A ≤ 690V [A]	Fuse size	No. of poles	Type	Order number
<b>Fuse bases for fuses size 000,00</b>				
Open with phase barriers IP00				
160	000,00	1	OFAZ00P1L	1SCA151155R1001
160	000,00	3	OFAZ00P3L	1SCA151156R1001
Full protection IP20				
160	000,00	1	OFAZ00S1L	1SCA151157R1001
160	000,00	2	OFAZ00S2L	1SCA151158R1001
160	000,00	3	OFAZ00S3L	1SCA151159R1001
<b>Fuse bases for fuses size 0,1</b>				
Open with phase barriers IP00				
250	0,1	1	OFAZ1P1	1SCA151160R1001
250	0,1	3	OFAZ1P3	1SCA151161R1001
Full protection IP20				
250	0,1	1	OFAZ1S1	1SCA151162R1001
250	0,1	2	OFAZ1S2	1SCA151163R1001
250	0,1	3	OFAZ1S3	1SCA151164R1001
<b>Fuse bases for fuses size 1,2</b>				
Open with phase barriers IP00				
400	1,2	1	OFAZ2P1	1SCA151165R1001
400	1,2	3	OFAZ2P3	1SCA151166R1001
Full protection IP20				
400	1,2	1	OFAZ2S1	1SCA151167R1001
400	1,2	2	OFAZ2S2	1SCA151168R1001
400	1,2	3	OFAZ2S3	1SCA151169R1001
<b>Fuse bases for fuses size 2,3</b>				
Open with phase barriers IP00				
630	2,3	1	OFAZ3P1	1SCA151172R1001
630	2,3	3	OFAZ3P3	1SCA151173R1001
Full protection IP20				
630	2,3	1	OFAZ3S1	1SCA151174R1001
630	2,3	2	OFAZ3S2	1SCA151175R1001
630	2,3	3	OFAZ3S3	1SCA151177R1001
<b>Fuse bases for fuses size 4A</b>				
Full protection IP20				
1250	4A	1	OFAZ4AS1	1SCA022631R2410
1250	4A	2	OFAZ4AS31	1SCA022631R2500
1250	4A	3	OFAZ4AS33	1SCA022631R2680
<b>Fuse handle</b>				
For fuse sizes				
000,00,0,1,2,3,4			OFAE506	1SCA128175R1001



OFAE506

  
SECTION 5**Enclosures**

Mistral 65	5.1
SR 2	5.2
SRX	5.3
Gemini	5.4

## Enclosures

### 5.1 Mistral 65



The new range of System pro E comfort MISTRAL65 consumer units allows almost any type of electrical distribution system to be implemented in industrial, commercial and residential environments. The consumer units are manufactured in a halogen-free thermoplastic which is completely recyclable. The range includes solutions with transparent or opaque doors which open up to 180°, and a choice of between 4 and 72 modules, meeting the most recent regulatory requirements and ensuring an enormous variety of application types are covered. The refined design is marked by some particular characteristics, for example the perfect symmetry, which allows either the whole consumer unit or just the front panel to be rotated, easily changing the door opening side. In the multi-row versions, the centre distance of the DIN Rails can be varied from 150 mm to 125 mm, further increasing the versatility of the product and using the

same standard accessories. The frame is extractable for quick and easy bench cabling. The ample internal space makes the cables more accessible, facilitating cabling and giving the possibility to anchor the cable-ties to special eyeholes on the frame. The consumer units are designed to house optional dedicated terminal blocks in two different colour schemes to allow quick and tidy cabling, and making separate power supplies easily recognisable, when used. The range is completely coordinated with ABB MCBs and MCCBs, all of which can be easily installed simply by moving the rail provided for their housing. The project design also aimed to optimise cabling, assembly and installation times of the consumer units. Everything has been designed to make the installer's job quicker and easier, allowing them to implement functional and tidy switchboards.

# Enclosures


## 5.1 Mistral 65



### Surface Mount Transparent Distribution Board Including Neutral and Earth Terminals

Dimensions			No. of ways	Order Code
H	W	D		
202	152	117	4 Way	1SL1200A00
250	232	154	8 Way	1SLM006501A1201
250	320	155	12 Way	1SLM006501A1202
250	430	155	18 Way	1SLM006501A1203
435	320	155	24 Way - ( 2 X 12 Way)	1SLM006501A1204
435	430	155	36 Way - ( 2 X 18 Way)	1SLM006501A1205
600	320	155	36 Way - ( 3 X 12 Way)	1SLM006501A1206
735	320	155	48 Way - ( 4 X 12 Way)	1SLM006501A1207
600	430	155	54 Way - ( 3 X 18 Way)	1SLM006501A1208
735	430	155	72 Way - ( 4 X 18 Way)	1SLM006501A1209

Note: Refer to technical catalogue for neutral and earth terminal Description



### Surface Mount Transparent Distribution Board Including Neutral and Earth Terminals

Dimensions			No. of ways	Order Code
H	W	D		
			Wall fixing brackets (4 pcs) MISTRAL65*	1SLM006500A1927
			Lock with key MISTRAL65*	1SLM006500A1931
			Central blank panel 12M MISTRAL 65**	1SL1945A00
			Blank panel 12M MISTRAL 65*	1SL1946A00
			Central blank panel 18M MISTRAL 65**	1SL1947A00
			Blank panel 18M MISTRAL 65*	1SL1948A00

Note: \*MISTRAL 65 panels 3 lines - 36 modules \*\*MISTRAL 65 panels 3 lines - 54 modules

Colour	RAL 7035 grey
Door type	Transparent
Protection class	II □
Fire Resistance	GWT 650°C
Material	Thermoplastic
Resistance to mechanical impacts	IK09
Installation temperature	-25°C / +60°C
IP Rating	IP65
Maximum current	125A
Halogen free	yes



The first depth level allows standard products to be housed; these include most modular products currently available on the market.



The frame allows for two different DIN Rail positions. This allows products with different depths to be installed, for example MCCBs which, thanks to this solution, are perfectly aligned with other devices in the panel.

# Enclosures

## 5.2 SR 2

### Enclosure with Solid door, Mounting plate included -RAL2000 Orange



Dimensions			Description	Order Code
H	W	D		
300	200	150	Solid door Sheet Metal Enclosure (Orange)	SRN3215SPEC
400	300	200		SRN4320SPEC
500	400	250		SRN5425SPEC
600	400	250		SRN6425SPEC
700	500	250		SRN7525SPEC
800	600	300		SRN8630SPEC
1000	800	300		SRN10830SPEC
1200	800	300		SRN12830SPEC

### Enclosure with Solid door, Mounting plate included -RAL7035 Grey



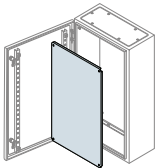
Dimensions			Description	Order Code
H	W	D		
300	300	150	Solid door Sheet Metal Enclosure (Grey)	SRN3315K
400	300	150		SRN4315K
400	300	200		SRN4320K
500	300	200		SRN5320K
500	400	250		SRN5425K
600	400	250		SRN6425K
600	600	250		SRN6625K
700	500	250		SRN7525K
800	600	300		SRN8630K
1000	800	300		SRN10830K
1200	800	300		SRN12830K

### Enclosure with Glass door, Mounting plate to order separately -RAL7035 Grey



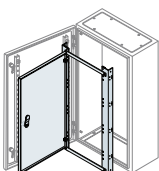
Dimensions			Description	Order Code
H	W	D		
500	400	250	Glass Door Sheet Metal Enclosure (Grey)	SRN5425VK
600	400	250		SRN6425VK
700	500	250		SRN7525VK
800	600	300		SRN8630VK
1000	800	300		SRN10830VK

### Mounting Plate



Dimensions			Description	Order Code
H	W	D		
300	200		Metal Mounting Plate	PF3020
300	300			PF3030
400	300			PF4030
500	300			PF5030
500	400			PF5040
600	400			PF6040
600	600			PF6060
700	500			PF7050
800	600			PF8060
1000	800			PF1080
1200	800			PF1280

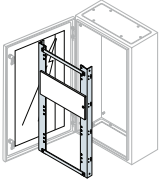
### Inner DoorRAL7035 Grey



Dimensions			Description	Order Code
H	W	D		
500	400		Inner Door (Grey)	KC5040K
600	400			KC6040K
700	500			KC7050K
800	600			KC8060K
1000	800			KC1080K
1200	800			KC1280K

# Enclosures

## 5.2 SR 2

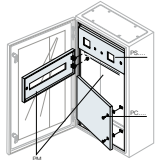


### Support Frame for Distribution Kits

Dimensions			Description	Order Code
H	W	D		
500	400		Support Frame For Distribution Kit	KD5040K
600	400			KD6040K
800	600			KD8060K
1000	800			KD1080K
1200	800			KD1280K

### Distribution kit - Din cut out Panel including Din Rail

Dimensions			Description	Order Code
H	W	D		
185	400		14 way Distribution Kit	PM1414K
185	600		25 way Distribution Kit	PM1625K
185	800		36 way Distribution Kit	PM1836K



### Blank hinged Panel

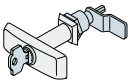
Dimensions			Description	Order Code
H	W	D		
185	400		Blanking cover	PC1406K
185	600			PC1606K
185	800			PC1806K
370	600			PC2606K
370	800			PC2806K



AA8001



AA8002



AA8003



EV1039

### Accessories

Description	Order Code
Wall Mount brackets (Set of 4)	AA1206
Butterfly lock with zama key for SR	AA8001
Closure with handle and YALE SR type key	AA8003
YALE type closure and SR key	AA8002
Triang. Insertion for SR	AA5200
Triang.keyRAL7012 for insert. AA5200	AA5190
Door closure box	EV1008
Double tongue insert	EV1039
Ronis 455 insert	EV1037
Spare Hinges No.10	AA1204
Yale insert	EV1036

### Spray protection roofs -RAL2000 Orange

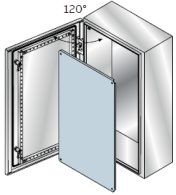
Dimensions			Description	Order Code
H	W	D		
	400	250	Spray protection roof - RAL2000 Orange	TT4025/1
	500	250		TT5025/1
	600	300		TT6030/1
	800	300		TT8030/1

### Spray protection roofs - RAL7035 Grey

Dimensions			Description	Order Code
H	W	D		
	400	250	Spray protection roof - RAL7035 Grey	TT4025K
	500	250		TT5025K
	600	300		TT6030K
	800	300		TT8030K

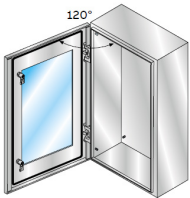
# Enclosures

## 5.3 SRX



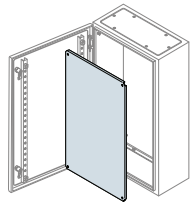
### Enclosure with Solid door, Mounting plate included -AISI 304 Stainless Steel

Dimensions			Description	Order Code
H	W	D		
300	200	150	Solid door Stainless Steel Enclosure	SRN3215X
400	300	200		SRN4320X
500	400	200		SRN5420X
600	400	200		SRN6420X
700	500	250		SRN6630X
800	600	300		SRN7525X
1000	800	300		SRN8630X
1200	800	300		SRN10830X
1200	800	300		SRN12830X



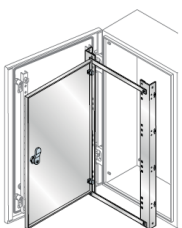
### Enclosure with Glass door, Mounting plate to order separately -AISI 304 Stainless Steel

Dimensions			Description	Order Code
H	W	D		
500	400	200	Solid door Stainless Steel Enclosure	SRN5420VX
600	400	200		SRN6420VX
700	500	250		SRN7525VX
800	600	250		SRN8625VX
1000	800	300		SRN10830VX



### Mounting Plate - Galvanised Sheet Metal

Dimensions			Description	Order Code
H	W	D		
500	400		Galvanised Sheet Steel Mounting Plate	PF5040
600	400			PF6040
700	500			PF7050
800	600			PF8060
1000	800			PF1080



### Inner Door - AISI 304 Stainless Steel

Dimensions			Description	Order Code
H	W	D		
500	400		Inner Door - AISI 304 Stainless Steel	KC5040X
600	400			KC6040X
700	500			KC7050X
800	600			KC8060X
1000	800			KC1080X



# Enclosures

## 5.3 SRX

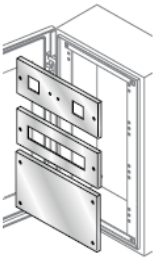


### Support frame for Distribution Kits - AISI 304 Stainless Steel

Dimensions			Description	Order Code
H	W	D		
500	400		Support Frame For Distribution Kit	KD5040X
600	400			KD6040X
800	600			KD8060X
1000	800			KD1080X

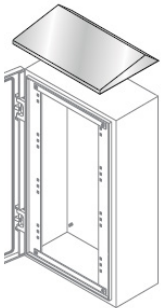
### Distribution Kit - Din cut out Panel including Din Rail

Dimensions			Description	Order Code
H	W	D		
185	400		14 way Distribution Kit	PM1414X
185	600		25 way Distribution Kit	PM1625X
185	800		36 way Distribution Kit	PM1836X



### Blank Screwed Panel

Dimensions			Description	Order Code
H	W	D		
185	400		Blanking cover	PC1406X
185	600			PC1606X
185	800			PC1806X
370	600			PC2606X
370	800			PC2806X



### Spray Protection Roof

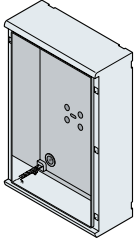
Dimensions			Description	Order Code
H	W	D		
	200	150	Spray Protection Roof	TT2015X
	300	200		TT3020X
	400	200		TT4020X
	600	300		TT6030X
	800	300		TT8030X

### Accessories

Description	Order Code
Wall Mount brackets (Set of 4)	AA1206X
Spare Hinges No.10	AA1204
Butterfly lock with zama key for SR	AA8001
Closure with handle and YALE SR type key	AA8003
YALE type closure and SR key	AA8002
Triang. Insertion for SR	AA5200
Triang.keyRAL7012 for insert. AA5200	AA5190
Door closure box	EV1008
Double tongue insert	EV1039
Ronis 455 insert	EV1037
Yale insert	EV1036

# Enclosures

## 5.4 Gemini

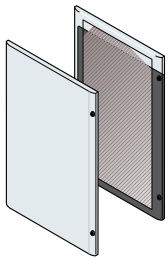


### Enclosure Box without door

Dimensions			Description	Order Code
H	W	D		
400	335	210	BOX-SIZE 1	1SL0221A00
550	460	260	BOX-SIZE 2	1SL0222A00
700	460	260	BOX-SIZE 3	1SL0223A00
700	580	260	BOX-SIZE 4	1SL0224A00
885	585	360	BOX-SIZE 5	1SL0225A00
1005	840	360	BOX-SIZE 6	1SL0226A00

### Transparent Door

Dimensions	Description	Order Code
Suitable For Box Size 1	TRANSPARENT DOOR-SIZE	1SL0241A00
Suitable For Box Size 2		1SL0242A00
Suitable For Box Size 3		1SL0243A00
Suitable For Box Size 4		1SL0244A00
Suitable For Box Size 5		1SL0245A00
Suitable For Box Size 6		1SL0246A00

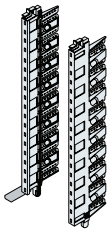


### Solid Door

Dimensions	Description	Order Code
Suitable For Box Size 1	OPAQUE DOOR-SIZE	1SL0231A00
Suitable For Box Size 2		1SL0232A00
Suitable For Box Size 3		1SL0233A00
Suitable For Box Size 4		1SL0234A00
Suitable For Box Size 5		1SL0235A00
Suitable For Box Size 6		1SL0236A00

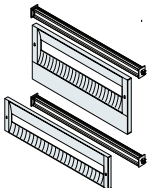
### Uprights for Din Kit

Dimensions	Description	Order Code
Suitable For Box Size 1	UPRIGHTS-SIZE 1	1SL0283A00
Suitable For Box Size 2	UPRIGHTS-SIZE 2	1SL0284A00
Suitable For Box Size 3 and 4	UPRIGHTS-SIZE 3-4	1SL0285A00
Suitable For Box Size 5	UPRIGHTS-SIZE 5	1SL0286A00
Suitable For Box Size 6	UPRIGHTS-SIZE 6	1SL0287A00



### Din Rail Kit, Din cutout and Din Rail

Dimensions	Description	Order Code
Suitable For Box Size 1	Din Rail Kit H150 mm	1SL0307A00
Suitable For Box Size 2 and 3	Din Rail Kit H150 mm	1SL0308A00
Suitable For Box Size 4 and 5	Din Rail Kit H150 mm	1SL0309A00
Suitable For Box Size 6	Din Rail Kit H150 mm	1SL0310A00



### Blank hinged Panel

Dimensions	Description	Order Code
Suitable For Box Size 1	Blank Panel H=75mm	1SL0318A00
Suitable For Box Size 2 and 3		1SL0319A00
Suitable For Box Size 4 and 5		1SL0320A00
Suitable For Box Size 6		1SL0321A00